


OPHTHALMOLOGY NEWS

Department of Ophthalmology Newsletter - Winter 2017



CHAIRMAN'S UPDATE



Paul Edwards, M.D.

Season's Greetings from the Department of Ophthalmology!

It was great seeing everyone in New Orleans at our Alumni reception during the American Academy of Ophthalmology (AAO). It was the best attended reception in many years. I really enjoyed the conversations all around the room. The Alumni

reception is a way in which we strive to keep our extensive alumni group connected to the department.

As the year draws to an end, we have another retirement to announce: Dr. Edward O'Malley will be leaving after a 22-year career at Henry Ford. Dr. O'Malley has been a wonderful Pediatric Ophthalmologist and mentor for our department as well as Physician-in-Chief at Henry Ford's Pierson Clinic and Cottage Hospital in Grosse Pointe. Many have learned from him and enjoyed his quirky sense of humor over the years. We wish Dr. O'Malley well in his retirement. I know he will enjoy spending more time with his wife, Judy, and grandchildren; Lucy and George.

I am happy to share some exciting department updates:

- The department is continuing to do well reaching our quality and productivity goals. Clinical quality ratings were excellent. Our residency performance has a 100 percent five-year board pass rate.
- We are excited to announce that Drs. David Goldman, Nitin Kumar, Kevin Everett and Anne Riddering are leading the Sports Vision initiative at the future HFHS/ Detroit Pistons Performance Center.

The goal of this program is to improve vision for both amateur and professional athletes.

- Discussions are underway for a new ambulatory center across from Henry Ford Hospital where then Department of Ophthalmology will be a main feature. Hopefully, this will give us a place to expand our footprint and provide all the modern amenities our patients and staff will love.

Please save the date for our annual Alumni Education Day reunion at HFHS. The event will be held during the same weekend as the Detroit Institute of Ophthalmology's EyesOn Design Car Show and Vision Honored Dinner, Friday, June 15 - Sunday, June 17, 2018. We look forward to making it a fun weekend for all.

Wishing all of you and your families a happy and peaceful holiday season.

All the Best,
Paul A. Edwards, M.D.

INSIDE THIS ISSUE

- Director's Update
- Donor Highlight
- Patient Story
- News and Notes
- Alumni Updates
- Get to know Lily Van Laere, M.D.
- Meet Karen Samano, COA
- Residents and Fellowships
- Events and Dates to Remember
- What's New In Research

DIRECTOR'S UPDATE



Steve Horger

Happy Holidays!

As we prepare for the holiday season and celebrate the close of another successful year, it is time to reflect on this year's performance and gain insight toward what the future possesses. We began this year excited about new opportunities and were

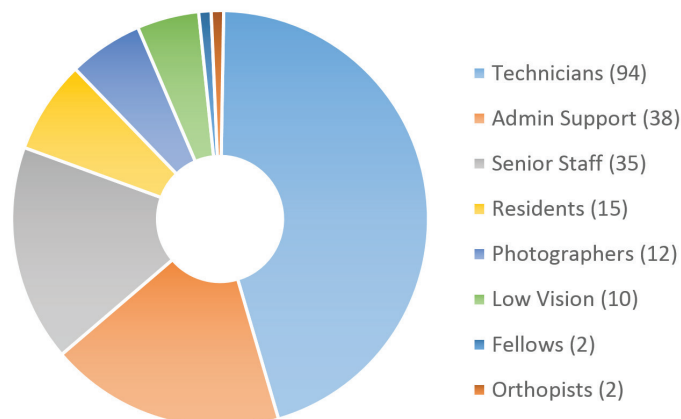
presented with some new challenges. With Wright Lassiter III as our new HFHS President and Chief Executive Officer, we anticipate some redesign and sustainability initiatives as we venture into 2018. A new System strategic plan is also underway to help prepare us for future growth in the ever changing future of healthcare. I look forward to seeing the impact this plan will have on ensuring that we are moving the department in a positive direction for the future.

Even though we are presented with a challenging climate, we continue to grow in a positive direction. This year we hired a record number of five new senior staff physicians to expand our reach and help facilitate our dedication to patient access and care. With great appreciation, we bid farewell to Dr. Murray Christianson and Dr. Edward O'Malley who are both retiring after many years of dedicated service to our patients and organization. Along with these retirements, we said goodbye to Drs. Aldo Fantin and Nathan Hamburger who departed to pursue other opportunities. While these departures have challenged our patient access initiative, we are still making a significant impact in what services we are able to offer our patients.

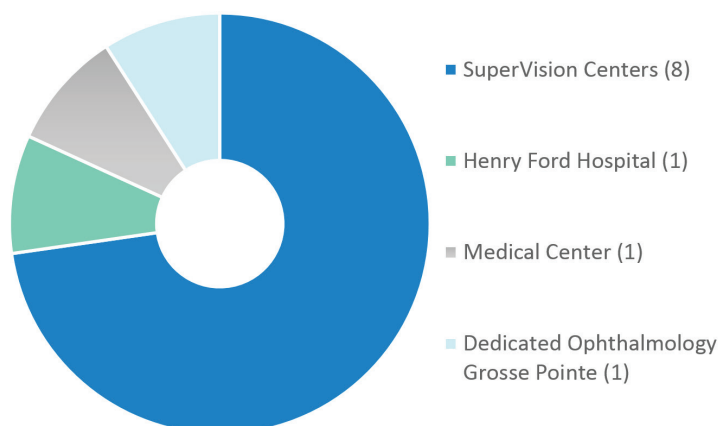
However you celebrate this season, I hope you enjoy it with your favorite people and I wish you a very Happy New Year!

Best,
Steve

Ophthalmology Team



Ophthalmology Clinic Locations



Departmental Statistics

	2017	2016
Grosse Revenue*	\$100,884,000	\$96,531,405
Patient Visits**	104,000	97,432
Surgical Cases*	5,790	6,053

* through November

** through October

DONOR HIGHLIGHT

We are grateful for Roberta Moy

Roberta Moy, DIO Friends of Vision volunteer, was recently honored as a Distinguished Volunteer at the National Philanthropy Day Dinner through the Association of Fundraising Professionals Greater Detroit Chapter.

Kind, gentle, and generous with her time and philanthropy. Roberta has served the visually impaired with a smile and an always willing-to-do-more personality. For the past 20 years, Roberta has worked tirelessly for Friends of Vision through Henry Ford's DIO, with low vision support groups, research congresses, and the EyesOn Design car show. Roberta is compassionate and caring, gifted with knowing how to help those experiencing challenging circumstances and always perceiving needs before they arise.

The visually impaired in our community are grateful for her kindness and tireless care while we are appreciative of her time and generosity. Thank you Roberta!



Thank you to all our generous donors. To learn more about supporting patient care, education, and research through the Henry Ford Department of Ophthalmology, please contact Maria Harrington in the Henry Ford Development Office at 313-874-6417 or mharrin2@hfhs.org or visit www.henryford.com/giving.

PATIENT STORY

Dear Dr. Skarf,

What an awesome place this was to finally get an answer and a diagnosis for the eye condition I have.

So many eye doctors turned me away. Dr. Skarf is an amazing doctor and he ran through three hours of tests with me to determine the exact prescription for glasses that I needed. The tests were entirely worth it and I was fitted for a pair of glasses I needed. I love going there for checkups too because of the service, atmosphere and again the awesome doctor I have.

It's definitely worth the drive to go here and receive care as I should because of the health conditions I have that greatly affect my vision.

*Sincerely,
Grateful Patient*

NEWS AND NOTES



Lylas Mogk, M.D.

VISION 2020 USA: Right to Sight

Our own Dr. Lylas Mogk, director, HFHS Center for Vision and Neuro Rehabilitation and Research, spoke at a Congressional Briefing on Vision Impairment and Cognitive Decline in Washington, D.C. on Wednesday, Oct. 4, 2017.

Dr. Mogk spoke about the impact of vision loss as part of VISION 2020 USA: Right to Sight initiative. She was part of a panel of speakers who shared recommendations for improving eye and vision health in honor of World Sight Day 2017.

Through a series of slides, Dr. Mogk illustrated the different patterns of vision loss that accompany the four most common diseases associated with vision loss: diabetes, stroke, glaucoma and retinitis pigmentosa. Providing access to adequate treatment, low vision rehabilitation, support and resources would, as Dr. Mogk pointed out, “go a long way towards alleviating the impact on the lives of the visually impaired which is also exacerbated and complicated by cognitive decline.” As they say, vision rehabilitation doesn’t save eyes; it saves lives.




Lylas Mogk, MD



(L to R) Bhavani Iyler, OD; Jeff Todd, JD, MS; Cynthia Owsley, PhD, MSPH; Heather Whitson, MD, MSH; Sara Brown, MPA; Lylas Mogk, MD

ALUMNI



W. Schlichtemeier, M.D.
Lasik Surgeon

Dr. William Schlichtemeier is a native Nebraskan born in Omaha; his ancestors came to Nebraska in the 1850s. He graduated from Nebraska Wesleyan University and the

University of Nebraska School of Medicine. He completed an internship and a four-year residency at Henry Ford Hospital with several famous professors, including Drs. Jack Guyton, Saul Sugar, Gilbert O’Gawa, James Rowsey, David Carey, and Cornelius McCole. Dr. Schlichmeier speaks very highly of his training at Henry Ford Hospital and encourages HFHS to add another resident to each year.


Dr. Schlichtemeier was stationed at Oakland Naval Hospital for two years to teach eye surgeons the techniques of corneal transplantation, intra-ocular lens implantation and vitrectomy. He has personally taught more than 30 surgeons the techniques of corneal transplantation. He was also a consultant to Letterman Army Hospital in San Francisco, Tripler Army Hospital in Hawaii, and Travis AFB Hospital in Sacramento. In 1978, Dr. Schlmeier served with the Christian Medical Sotyas, a medical missionary to Honduras.

Presently, Dr. Schlichtemeier is retired but stays busy as a volunteer ophthalmologist at a free clinic called ONEWorld in Omaha, a Lions Club Clinic in Iowa, and LIGA International Flying Doctors of Mercy doing surgery in Mexico. For the people he is able to help regain vision, he feels great satisfaction seeing the smiles on their faces.

Dr. Schlichtemeier is an expert marksman and has won more than 100 regional championships. Music is also dear to Dr. Schlichtemeier and he has performed in concert on the piano. He loves spending time with his wife, Jeanette, and grandchildren and fly fishing.

Gabriel Sosne, M.D.


Associate Professor of Ophthalmology and of Anatomy and Cell Biology, Wayne State University



Dr. Gabriel Sosne has been selected to receive the 2017 Abraham White Lifetime Science Award from George Washington University. The award honors individuals who have made unique contributions to science and medicine and has been received by more than 10 Nobel laureates and other distinguished scientists.

An established ophthalmologist, Dr. Sosne is currently serving patients at the Kresge Eye Institute in Detroit. Dr. Sosne’s career in medicine began in 1994 when he graduated from the Albert Einstein College of Medicine of Yeshiva University in New York City, NY. Upon receiving his medical degree, Dr. Sosne completed an internship and residency at Henry Ford Hospital before undertaking a fellowship at the National Institutes of Health in Maryland.

Dr. Sosne was honored for his work with Thymosin beta 4 in the healing of ocular damage. He received the award during the fifth International Symposium on Thymosins in Health and Disease, which took place Nov. 15-17 at George Washington University. “I am humbled and honored to receive the 2017 Abraham White Lifetime Science Award. As a clinician scientist, the opportunity to participate and contribute to alleviating human suffering is both a humbling and awesome task and responsibility,” says Dr. Sosne. “As a tribute to the amazing individuals who have guided and supported me along with my brilliant colleagues and students who have contributed and collaborated with me over the years, I am particularly grateful to Drs. Linda Hazlett, Gary Abrams and Mark Juzych here at Wayne State for their assistance in my research efforts to make Thymosin beta 4 a major potential new therapy for corneal wound healing disorders. Together, we have taken steps down roads that many never thought we would go in a journey marked by the thrilling exhilaration from fundamental breakthroughs in the laboratory and clinic.”



Lily Huang Van Laere, M.D. One of the new physicians in the HFHS Department of Ophthalmology is Lily Huan Van Laere. After traveling to St. Louis for her undergraduate studies at Washington University, Dr. Van Laere went to Ohio for Medical School at Case Western Reserve University. She then completed her Residency/Transitional year as chief resident in Ophthalmology at Beaumont Hospital, Royal Oak, Mich.. Dr. Van Laere is now working for HFHS in the Detroit area where she grew up!

A two week rotation in ophthalmology during medical school is attributed to peaking her interest in ophthalmology. She remembers, "The first time I saw a cataract surgery, I was amazed and knew immediately that I wanted to be an ophthalmologist. After seeing the patients the next day so happy with their vision made it even better." Dr. Van Laere is now a comprehensive ophthalmologist with a focus in cataract and refractive surgery. She really enjoys "helping patients understand their eye conditions and working together to improve their vision."

Dr. Van Laere looks forward to many exciting advances in the field of ophthalmology in the future especially in cataract surgery "The development of new intra-ocular lenses is very exciting," she said. "We currently have lenses to correct astigmatism and presbyopia and they are improving all the time. In addition to her work as an ophthalmologist, Dr. Van Laere loves to watch home improvement shows and spending time with her two dogs. One final note of interest is that Dr. Van Laere is fluent in Chinese.



Karen Samano, COA The highly successful Work Study Program at Detroit Cristo Rey High School is what led Karen Samano into the field of ophthalmology as a career choice. During her freshman year, Karen was paired up with Henry Ford OptimEyes and worked one full day every week of the school year rotating between the different jobs at the office. Karen enjoyed learning and working with the technicians and spent the remaining three years of high school with them. Karen was hired as a technician at Henry Ford OptimEyes after graduating from Marygrove College and a year-and-a-half later she transferred to a position in HFHS Dearborn Ophthalmology where she presently works.

The variety of sub specialties Karen has the chance to work with such as glaucoma, neuro-ophthalmology, retina and oculoplastic are what make her days interesting and enjoyable. Every day offers Karen the possibility of working with a different physician and seeing various types of ophthalmic conditions which keeps her challenged and enthusiastic about learning and advancing her career. Karen's manager and her co-workers describe her as, "a kind and gentle person. She is always smiling and polite to the patients."

Prior to entering the work/study program, a career in eye care had not crossed Karen's mind. Educating and teaching about healthy eye care has now become a passion of hers. Karen says, "It would be great if there was a more widespread way of educating people on the importance of having an annual eye exam. Keeping your eyes healthy is an important part of your overall good health."

When she isn't working, Karen enjoys her two dogs -- a seven-year-old Miniature Poodle, Cookie, and a one-year-old Shih Tzu Maltese mix, Bella.

RESIDENTS



Laura Hahn, M.D.
Ophthalmology Resident

A native of Denver, Colo. with degrees from St. Louis University and Texas Tech University HSC-Paul Foster School of Medicine, Laura Hahn and her husband now call Detroit their home.

Dr. Hahn is a first year Ophthalmology resident with the HFHS Department of Ophthalmology, and her husband, Scott C. Grant, MD, MPH, FAAP, has accepted a position as a general pediatrician at Children's Hospital of Michigan in Detroit. The pair recently relocated here from Phoenix, Arizona where Laura completed her preliminary medicine year while her husband completed his chief residency year in Pediatrics.


Dr. Hahn first became interested in ophthalmology after scrubbing into a traumatic open-globe surgery early in her third year of medical school. Her current areas of interest include retinopathy of prematurity and medical retina. A favorite part of Dr. Hahn's career is "educating patients about the different structures and functions of the eye, especially those pertaining to their specific eye condition."

Educating patients about the benefits of healthy eating and living as it relates to eye health is a challenge that Laura hopes to conquer. Laura strongly believes that, "Encouraging patients to see the benefits of making good decisions about their health now (including good blood sugar control, adhering to daily drop regimens, smoking cessation, etc.) will protect and preserve their vision for many years in the future." Looking toward the future in eye care, Laura is most excited about leading edge advances in surgical instrumentation and ophthalmic photography.

Laura is happy to be working in Detroit. She has a large, close-knit extended family who live mostly in Michigan and Minnesota. With close to 50 first cousins, Laura hopes to get a chance to visit some of them now that she is living in Michigan.


FELLOWSHIPS

An impressive fellowship match for our senior residents. Congratulations to our residents, each of you have raised the national reputation of our program.




Arwa Alsamarai, M.D.
Third Year Resident

Moran Eye Institute, University of Utah
Glaucoma Fellowship




Nathan Farley, M.D.
Third Year Resident

Associated Retinal Consultants,
Beaumont
Vitreoretinal Surgery Fellowship




Rahul Komati, M.D.
Third Year Resident

University of Chicago
Vitreoretinal Surgery Fellowship



Kevin Tomasko, M.D.
Third Year Resident

University of Louisville/Indiana
University
Oculoplastics Fellowship



Stephen Tse, M.D.
Third Year Resident

Cornell University
Cornea Fellowship

EVENTS

American Academy of Ophthalmology (AAO)

Gumbo and beignets, jazz and burlesque, trollies and riverboats, outlets and Tiffany'sNew Orleans has it all. Many staff from HFHS traveled to New Orleans, a city full of history, culture, and food, to attend the annual American Academy of Ophthalmology Convention Nov. 10-14, 2017. The meetings, displays, workshops and vendors were all located in the Ernest N. Morial Convention Center. Attendees shuttled in from more than 100 hotels to learn and share knowledge at this year's event. Participants were able to meet with colleagues and friends and enjoy the endless choice of restaurants featuring Cajun, Seafood and other Southern specialty foods. While at AAO, our staff learned new skills, listened to informative speakers, connected with alumni and gained CME credits.

Thanks to all who attended the annual meeting and made AAO 2017 a huge success. Check out this [Short Video of Highlights](#) from the event to relive the memories or see what you missed.

Next year the conference will be held in Chicago Wednesday, Oct. 24 thru Saturday, Oct. 27.



Capturing memories at this years conference.

HFHS Ophthalmology Alumni Reception

More than 90 alumni and their guests gathered for the HFHS Ophthalmology Alumni Reception at Calcasieu Restaurant in New Orleans to connect with fellow alumni, senior staff, residents and fellows.

Dr. Paul Edwards welcomed guests and gave a brief update on the Department of Ophthalmology. Dr. David Goldman spoke highly of our well-respected residency program. Clark Dawood, a HFHS Development liaison for Ophthalmology, was present to answer questions. He provided some great HFHS takeaways including luggage bag handles and cell phone business card holders. Comments from the crowd included, "This was the best reception ever", to "I have never seen people having such a good time and staying this long" and finally, "This is the biggest crowd we have had in a long time".

[Click Here to View the Full Image Gallery](#)



Philip Hessburg, M.D.; Ronald Cole, M.D.; Patrick Dennehy, M.D.



Marjorie Elfersy, Adrian Elfersy, M.D.; Oscar Kuruvilla, M.D.; David Goldman, M.D.; Daniel Kim, M.D.

UPCOMING EVENTS

System-wide Grand Round Lecture Series

The Department of Ophthalmology hosts its ongoing lecture series to foster the exchange of ideas between colleagues and to provide continuing medical education opportunities on clinically relevant diagnostic and treatment methods, new surgical techniques with outcome measures and advanced research topics. Continuing Medical Education credits are available.

Friday, Jan. 5, 2018

[Rajiv Shah, M.D.](#)

Assistant Professor of Ophthalmology
Department of Ophthalmology

Wake Forest University School of Medicine

Topic: *Vitreoretinal Surgery and Uveitis and Ocular Immunology*

Friday, Feb. 2, 2018

[Ahmad Aref, M.D.](#)

Ophthalmologist

University of Illinois Hospital, Chicago, Ill.

Topic: *Team-Based Delivery of Tertiary Level Eye Care: Strategies for Success*

Halloween in Ophthalmology

Enjoy these spooky, creative costumes from Staff at our HFHS Department of Ophthalmology locations embracing the Halloween Spirit! Hopefully, none of the patients were frightened away!

[Click Here to View the Full Image Gallery](#)



Henry Ford Hospital Detroit, Ophthalmology as characters from the Harry Potter books and movies

Clambake for the Cottage 2017

The annual Clambake for Cottage event was hosted HFHS on Sept. 16th, at the Edsel and Eleanor Ford House in Grosse Pointe Shores. Guests enjoyed a surf and turf meal, live entertainment, games, and dancing. Proceeds from both live and silent auctions supported the Henry Ford Cancer Institute and the Henry Ford Medical Center-Cottage Campus.

During the evening, Dr. Edward R. O'Malley, physician-in-charge at Henry Ford Medical Centers – Cottage and Pierson, was honored for his dedication and service to Cottage Hospital. He specializes in Pediatric/Adult Strabismus, Adjustable Suture Surgery, and Developing Visual Systems. Never one to miss out on a little fun, Dr. O'Malley dressed as Gilligan from Gilligan's Island for the affair.

[Click Here to View Images](#)




Marianne Langlois, Edward O'Malley, M.D.; Bob and Sandy Riney



Michael Fisher, Edward O'Malley, M.D. and Paul Szilagy

RESEARCH



Xiaoxi Qiao, Ph.D.

Associate Scientist, HFHS
Ophthalmology

Dr. Qiao is an associate scientist in the HFHS Department of Ophthalmology, as well as an Adjunct Associate Professor in the Department of Anatomy and Cell Biology,

Wayne State University School of Medicine. She has been involved in basic research for more than 20 years. Presently her laboratory investigates the molecular mechanisms underlying retinal angiogenesis, particularly neovascularization in age-related macular degeneration (AMD) and diabetic retinopathy (DR). The goal is to search for new targets and develop novel treatment strategies to inhibit neovascularization in the retina. The focus is to identify the signaling pathways mediating such protective effects which could be used to treat retinal neovascularization in both AMD and DR. Her team uses various approaches at different levels including cell culture of human retinal vascular endothelial cells, macrophages, and retinal pigment epithelial cells.

Since her research area is the retina, especially disorders involving retinal vessels, Dr. Qiao is very excited about the development and use of OCT angiography. It is a new non-invasive microvascular imaging system which makes visualization of small vascular details possible. As Dr. Qiao states, "Research unknowns are fun. However, new discovery never comes easy. It involves persistent effort, numerous failures, and constant researching for new ideas and technologies."

Dr. Qiao believes, "More and more advances in science and technology will infiltrate into the medical field and continue to improve human health in terms of longevity and quality of life in the future." She hopes HFHS will further enhance basic and clinical research in the Ophthalmology Department to keep up with these advances in the medical field.

AWARDS

2017 American Academy of Ophthalmology

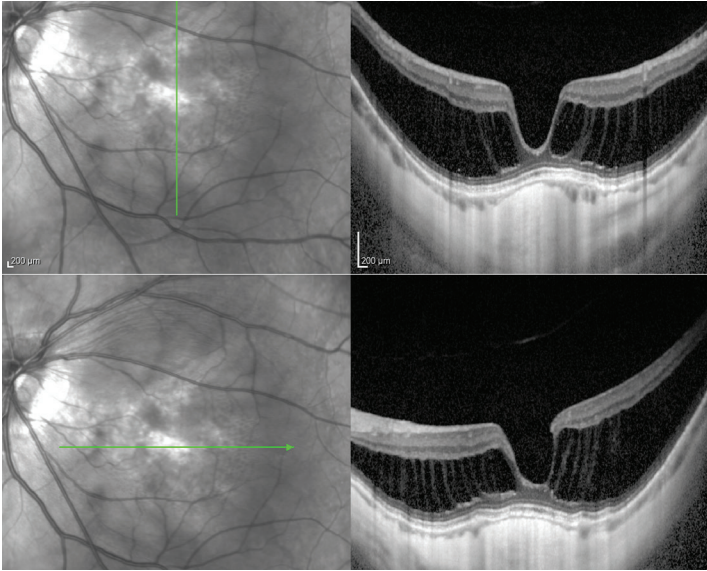
The winning photographs were on display at the 2017 Ophthalmic Photographers' Society (OPS) Scientific Exhibit during the AAO Exhibition in New Orleans. All Henry Ford Ophthalmic Photographers submitted multiple images to the contest. Four were honored in the contest this year. Congratulations to our outstanding Henry Ford photographers!



Jennifer Humenny, CRA, OCT-C ARMD 2nd place



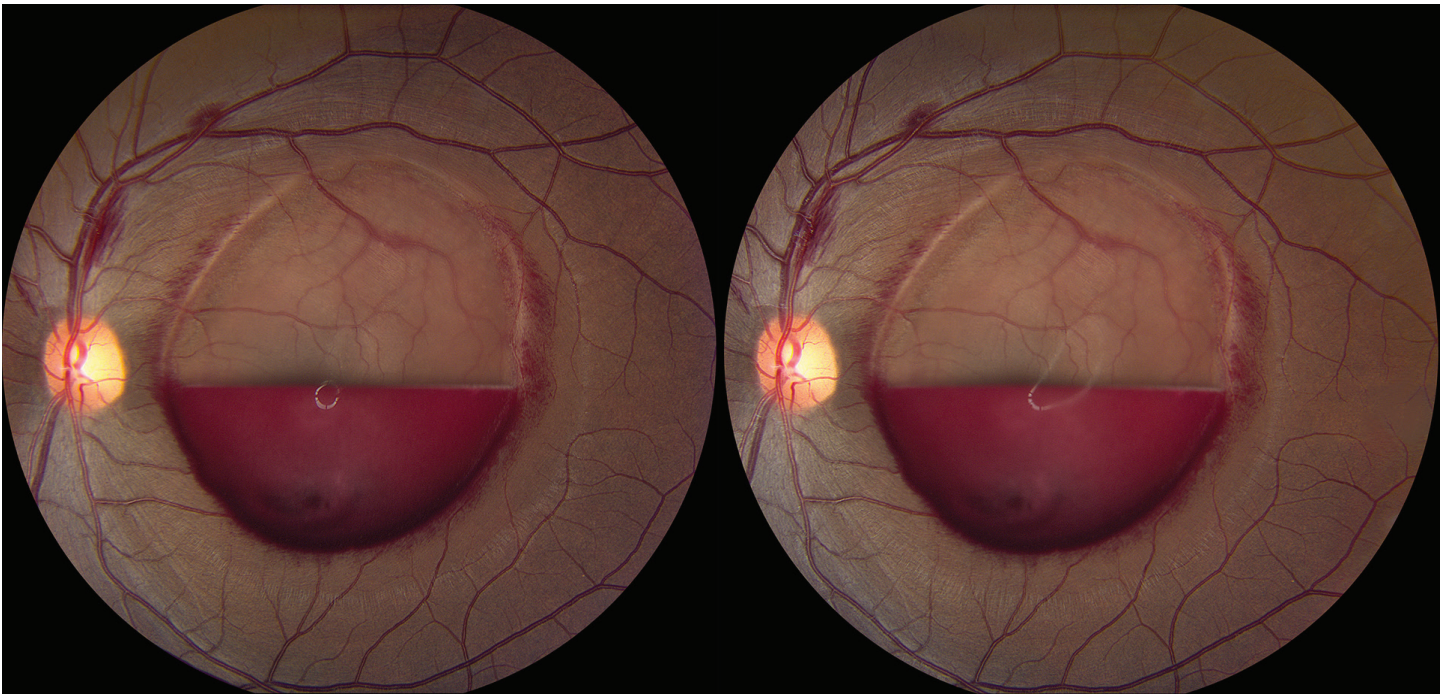
Tracey Troszak, CRA, OCT-C ALBINISM 3rd place



Bradley Stern, CRA, OCT-C RETINOSCHISIS Honorable Mention



Steve Hemme, CRA, CYSTOID MACULAR EDEMA Honorable Mention



Tracey Troszak, CRA, OCT-C BOAT HEMORRHAGE Honorable Mention

Alumni Connection

Staying connected with our Alumni is very important to the Department of Ophthalmology. With this in mind, please help us stay connected with you by keeping us informed of any contact information changes or updates in your journeys. We also welcome pictures and stories to share with current staff and fellow alumni. Please submit to Roseanne Horne, Program Coordinator, 313.936.1968, rhorne1@hfhs.org.



DEPARTMENT OF OPHTHALMOLOGY

Dearborn (DB)	(313) 562-8000	Clinton Township (CT)	(586) 294-0120
Detroit (D)	(313) 916-2020	Southfield (SF)	(248) 647-9790
Detroit Institute of Ophthalmology	(313) 824-4710	Taylor (TA)	(734) 324-0996
Grosse Pointe (GP)	(313) 824-4800	Troy (TR)	(248) 544-3290
Lakeside (LK)	(586) 247-5910	West Bloomfield (WB)	(248) 661-5100
Livonia (LV)	(734) 523-8640	Westland (W)	(734) 524-7667

CHAIR

Paul Edwards, M.D. (313) 874-9167

DIRECTOR

Steve Horger (313) 874-9167

COMPREHENSIVE OPHTHALMOLOGY

Sejal Amin, M.D. (W, LV, D)
 Paul Baciu, M.D. (CT, LK)
 Jason Dilly, M.D. (WB, D)
 Kevin Everett, M.D. (LK)
 Christian George, M.D. (GP)
 Harpreet Gill, M.D. (GP)
 David Goldman, M.D. (GP)
 Lawrence Hamburger, M.D. (TR)
 Ryan Jaber, M.D. (D, WB)
 Bithika Kheterpal, M.D. (W)
 Robert M. Levine, M.D. (DB)
 Tina Turner, M.D. (GP)
 Lily Huang Van Laere, M.D. (SF)
 Fuxiang Zhang, M.D. (TA)

CORNEA AND ANTERIOR SEGMENT

Sejal Amin, M.D. (W, LV, D)
 Ryan Jaber, M.D. (D, WB)
 Daniel Steen, M.D. (D, WB)

GLAUCOMA

Paul Baciu, M.D. (CT, LK)
 David Crandall, M.D. (D, TR, WB)
 Nauman Imami, M.D. (D, LV)
 Salma Noorulla, M.D. (DB)

NEURO-OPHTHALMOLOGY

Poonam Bansal, M.D. (D, WB)
 Barry Skarf, M.D. (DB)

OCULAR ONCOLOGY

Murray Christianson, M.D. (DB, D, WB)
 Uday Desai, M.D. (D, TR, WB)
 Paul Edwards, M.D. (LV, D)
 Christian George, M.D. (GP)
 Thomas Hessburg, M.D. (GP, D)
 Swapna Vemuri, M.D. (SF, LK, D)

OPHTHALMIC IMAGING

All locations

OPHTHALMIC PLASTIC AND RECONSTRUCTIVE SURGERY

Murray Christianson, M.D. (DB, D, WB)
 Christian George, M.D. (GP)
 Swapna Vemuri, M.D. (SF, LK, D)

OPTOMETRY/CONTACT LENSES

Ramanpal Deol, O.D. (GP, LV)
 David Gourwitz, O.D. (GP)

ORTHOPTICS

Melanie Gutkowski, CO, COMT (D, GP, TR)
 Oxana Chemerynska, CO, COMT (D, DB, WB)

PEDIATRIC OPHTHALMOLOGY

Patrick Dennehy, M.D. (DB, D, GP, TR)
 Kim Le, M.D. (DB, WB)
 Edward O'Malley, M.D. (GP)

REFRACTIVE SURGERY & LASER VISION CORRECTION

Kevin Everett, M.D. (LK)
 Lawrence Hamburger, M.D. (TR)
 Ryan Jaber, M.D. (D, WB)

RESEARCH, EDUCATION & CLINICAL TRIALS

Deborah Darnley-Fisch, M.D.
 Philip C. Hessburg, M.D.
 Xiaoxi Qiao, M.D., Ph.D.
 Uday Desai, M.D.
 Paul Edwards, M.D.
 Nitin Kumar, M.D.
 Thomas Hessburg, M.D.
 David Goldman, M.D.
 Hua Gao, M.D., Ph.D.
 Mary Monk, CCRP

RETINA AND VITREOUS/VEITIS

Uday Desai, M.D. (D, TR)
 Paul Edwards, M.D. (LV, D)
 Hua Gao, M.D., Ph.D. (WB, D, TA)
 Thomas Hessburg, M.D. (GP, D)
 Nitin Kumar, M.D. (DB, LK, TR)

VISION REHABILITATION & SUPPORT GROUPS

Ramanpal Deol, O.D. (GP, LV, LK)
 Lylas Mogk, M.D. (GP, LV)
 Anne Riddering, Ph.D. (GP, LV, LK)

VISUAL ELECTROPHYSIOLOGY AND PSYCHOPHYSICS

Paul Edwards, M.D. (D)
 Barry Skarf, M.D. (D)

VISUAL FIELDS

All Locations

Referring doctors can call the Henry Ford Referring Physician Office at 1-877-434-7470.
 For assistance with scheduling an appointment, patients can call 1-800-363-7575.
 For our optometry partners, Henry Ford OptimEyes, please call 1-800-EYE-CARE.